

Drama Centre
Black Box
Technical
Specifications



100 Victoria Street #05-01
National Library Building
Singapore 188064

HOUSE RULES

****For the safety of everyone, an in-house technician must be present in the theatre before any equipment is switched on or brought to use.***

1. HEALTH AND SAFETY

- 1.1. All works carried out must comply with the Workplace Safety and Health (WSH) Act.
- 1.2. It is **compulsory** for the Hiring company to conduct their own Risk Assessments with respect to their specific onstage activities, a copy of must be submitted to the Venue Technical Production on the **first day** of setup.
- 1.3. Personal Protective Equipment (PPE) should be worn at all times during technical setup and strike *i.e., Safety Shoes*.

2. EATING/DRINKING

- 2.1. No Food or Drinks (aside to bottled plain water) allowed onstage.
- 2.2. If the performance requires consumption of food or drinks, please consult Venue Technical Production.

3. FIRE HAZARDS i.e. OBSTRUCTION OF FIRE CURTAIN/ FIRE RETARD SCENERY/ HANGINGS

- 3.1. All cloth sceneries hung are required to be fire retarded and a copy of the certification to be submitted to Venue Technical Production.

4. PROFESSIONAL ENGINEER ENDORSEMENT

- 4.1. LED Wall of 3.2m and above must be endorsed by a Professional Engineer.
- 4.2. Any flown sets may require additional endorsements subjected to Venue approval.
- 4.3. Endorsements for platforms may be required, subjected to construction drawings and/or activities on platform.
- 4.4. A Certificate of Supervision by the Professional Engineer is required for every structural set endorsed.

5. LICENSED ELECTRICAL WORKER

- 5.1. The use of venue 3phase power or higher and/or additional Distribution Box (DB) brought in by hirer, requires venue appointed Licensed Electrical Worker (LEW) to be present for power turn on.
- 5.2. An endorsed copy of the Single Line Drawing would need to be submitted to venues' appointed LEW.
- 5.3. Hirer's LEW are required to be present onsite during the Power Turn-on.
- 5.4. Venue appointed LEW are to be engaged by hirer directly, all rendered fees are to be borne by hirer.
- 5.5. Contact for Venues' appointed LEW: YIRUN, I2R Consulting & Engineering Services Pte Ltd - (65) 9783 4749

6. STAGE EFFECTS (PYRO/ FIRE/ SMOKING/ WEAPONS/ CONFFETI)

- 6.1. Venue **MUST** be informed a week before bump-in or at the earliest opportunity that the hirer intends to use special effects. The full details along with risk assessments must be supplied:
 - *Letter of No Objection must be obtained from the venue prior to application of SPF Permit.*
 - *Layout of Safety Radius (Pyro/Fire).*
 - *License to operate from the Contractor or Vendor.*
- 6.2. The act of smoking is prohibited by Law in Singapore.
- 6.3. Weapons that cannot be bought off the shelf *i.e., replicas*, requires police permit. <https://bit.ly/2R9WfJ7>
- 6.4. Use of confetti is subjected to Venue approval.

7. DAMAGED STAGE PREMISES/ EQUIPMENT/ PAINTING OF STAGE

- 7.1. Hirer will not make changes to the existing stage floors/walls without prior approvals from Venue Production.
***Stage restoration to its original state shall be borne by hiring company.**
- 7.2. Any painting on stage requires a protective covering on stage floors or any venue equipment.
- 7.3. Certain type of tapes is not allowed on stage. Hirer is to inform venue of the type of tapes intended for use, subjected to approval by Venue Technical Production.
- 7.4. No tapes are allowed to be used on Venue soft goods.
- 7.5. Repairs for any damages to stage or venue equipment caused by hirer or contractors hired by the hiring company will be charged to hiring company accordingly.

BLACK BOX SPECIFICATIONS

LEVEL 5

Retractable bleachers in an end-stage configuration

Seating Capacity (Free seating)		120 Seats
Wheelchair Space *Seating Capacity will be reduced	House Left	02 Wheelchairs (4 seats)
	House Right	02 Wheelchairs (4 seats)

LOADING AREA

The Loading Area is accessed by BAIN STREET. The Black Box's back stage area is accessed via the cargo lift located in the Basement 2 Car Park

Loading Dock Entrance Clear	Height 3.9m
Dock Height from floor	0.48m
Loading Bay Opening	Width 4.2m, Height 2.7m
Door to Black Box Backstage	Width 1.40, Height 2.20m

Loading Goods Lift (Shared)

Height	3m
Width	2.6m
Depth	5.8m
Safe Working Load (SWL)	4,000kg

FACILITIES

Laundry

A shared Laundry Room is located at Level 5. It is equipped with 2 washers, 2 dryers, an iron and an ironing board.

Dressing Rooms

Both Dressing rooms are located at Level 5, outside Black Box backstage entrance.

Dressing Room 7	15 pax
Dressing Room 8	15 pax

STAGING TECHNICAL SPECIFICATIONS

1. SPACE SPECIFICATIONS

Floor	Resilient floor with 36mm plywood top overlaid with Weathertex floorboards in 1.2m by 1.2m configuration		
	Loading of Stage Floor	5kN/m ²	
Performance Area <i>*Control room is on House Right (DSL)</i>	Performance area is trapezium in shape.		
	Depth	Upstage centreline to Downstage centreline, with 1m clearance from audience seating	
	Width	Upstage right to upstage left	5.8m
		Downstage right to downstage left	9.3m
		13.5m	

2. RIGGING SPECIFICATION

The suspension of any equipment other than in-house stock is subject to prior approval.

Grid <i>*See ground plan for more accurate disposition of grid pipes</i>	Fixed 48mm O/D pipe grid		
	Nominal height from stage floor (under lower pipe)	6m	
	Maximum Capacity	80kg/m ² (SWL)	
Draperies	Black wool serge drape surround on fixed traveller tracks		
Legs	Black wool serge legs	Quantity	04
		Width	3m
		Drop	6m
	*Black wool serge legs are available upon request and will require time & manpower to rig, costs to be borne by hirer		

3. ACCESSORIES

Music Stand	Quantity	04
	Brand	Hercules
Chairs	Quantity	10
Dance Mats*	Quantity	03
	Type	Black Vinyl
	Dimensions	*Refer to drawings
Elevated Work Platforms	Electricity operated one-man elevated working platform	01
	Maximum Height	9m

**Available upon prior arrangement, additional manpower will be required for set-up and strike, cost to be borne by hirer.*

SOUND TECHNICAL SPECIFICATIONS

4. **CONSOLE** * Digital mixing console with 24 input channels

Located at Black Box control room (House Right/DSL)

Soundcraft Si 24 Compact	01
--------------------------	----

***Hirer to bring their own playback device e.g., Laptop**

5. **STANDARD RIG**

***Front of House Speakers are rigged at a default location, piped down 1.1metres from the grid.**

Please see venue drawings for position of standard rig.

FOH Speakers	d&b C690	02
Subwoofers	d&b Q-Sub	02
Stage Monitors	d&b C690	02
Standard House Rig powered by d&b E-PAC Amplifiers, total of 6 Amplifiers.		

****Additional monitors can be made available upon requests (as they are shared inventory between venues) & only if subwoofers are not in used.**

6. **POWER SUPPLY**

Situating Downstage Left	230 Volt 50 Hz
	16-amp 1 phase C-form outlet with 1 Isolated earth
Situating Downstage Right	230 Volt 50 Hz
	16-amp 1 phase C-form outlet with 1 Isolated earth

7. **MICROPHONES & ACCESSORIES**

Dynamic Microphones	SHURE SM57	05
	SHURE SM58	01
	SHURE SM58S	01
Condenser Microphones	Sennheiser ME64	02
	Sennheiser ME67	04
Direct Injection Box	Countryman DI Box	02

8. **SHURE UR4D RF SYSTEM**

SHURE UR4D Receivers	04
SHURE UR1M Micro Body Pack Transmitters	02
SHURE UR2 SM 58 Handheld Transmitters	02

***Only 3M Transpore, Blenderm and Leukoplast surgical tape are allowed for use with wireless microphones.**

8.1 Charges for head-worn or head-set microphone capsules are as follows:

- \$45.00 daily rate (up to 3 days)
- \$135.00 weekly rate

SOUND TECHNICAL SPECIFICATIONS

9. SHARED INVENTORY

*Subjected to availability as they are shared among venues. Hirer should bring in any microphone that cannot be catered for.

DPA 4066 Omni Directional Headset Microphones	03
SHURE KSM 141	04
DPA VO 4099 Stereo Microphones	01 pair
AKG C 414 XLS	02
AKG C411 PP	04
Sennheiser MD 421	02
Sennheiser e906	02
SHURE Beta WB 98 H/C	02
SHURE Beta 52 A	02
Beta 98 AD/C	05
Crown PCC 160	06
COUNTRYMAN WCE6T Head-worn Microphones (Tan)* *	04
COUNTRYMAN WCB6T Head-worn Microphones (Tan) **	05
COUNTRYMAN WCB6B Head-worn Microphones (Black) **	10

****IMPORTANT NOTE:** Countryman is mainly for use in conferences/ speakers, not suitable for musicals or performance with singing.

10. EXTERNAL WIRELESS SYSTEM

10.1 Do consult Technical Production where additional hired RF units are required as these should not conflict the ones used in the Drama Centre Theatre.

10.2 It is necessary for hirers are to provide an RF operator if external RF systems are brought in.

11. DISTRIBUTION & OTHER FEATURES

Communications

Intercom & Accessories	ClearCom Matrix System
	Single ring intercom belt packs
	Heavy-duty single ear headsets
	Lightweight single ear headsets

11.1 Black Box Intercom System is set on a single ring and all operators are provided with Intercom Sets.

11.2 No wireless intercoms available in Black Box, additional wired intercoms may be provided at certain fixed positions.

12. PAGING AND RELAY

Paging System	Paging System exists for Dressing Room and Corridors
Audio Show Relay	Show Relay is routed to Dressings Rooms and Corridors
Video Monitors & Accessories	1 x 21" Video Monitor with static view of performance (control room)

***ADDITIONAL INFORMATION:** Cable Run (Centre Grid 08 to Control Room) 30 Meters.

LIGHTING TECHNICAL SPECIFICATIONS

13. PRODUCTION LIGHTING

Upgrades and other design changes may alter venue specifications over time. This information is subject to change, without notice. Hirers are urged to ensure they are in possession of the most recent documentation. Specific requirements must be verified on a show-by-show basis.

14. EQUIPMENT SET UP & OPERATION

All in-house equipment will be operated by Drama Centre staff, including consoles. Concessions to this practice may be granted, under special circumstances, through prior consultation. All hired equipment will be setup under the direction of visiting personal but may be operated by either party.

15. ELECTRICAL SAFETY

All electrical equipment, brought on site, is expected to conform to local codes, be of good quality and good repair. Suspect equipment may be subjected to an Electrical Safety Test and the Drama Centre reserves the right to disallow its use.

16. POWER SUPPLY

Local Power Supply	230-volt single phase, 50Hz
Standard stage fixture connector	16 amps CEE17
Standard household connector	13-amp UK type

17. SYSTEM & CONTROL

Lighting Console	GrandMA2 Full Size
House & Work Lights *Located in lighting booth and backstage entrance	ETC Unison 6-preset controller
Data Interface	DMX 512

18. DIMMERS

AF Euro Racks with patchable outputs	04
ETC Sensor Dimmers ED15AF 3KW / 230V	96
Available dimmers for incoming lighting rigs (3 dimmers used for work lights and houselights)	93

19. BASIC RIG

A fixed basic rig exists. Any changes to the focus or position must be restored at the end of your performance and charges for restoration will incur.

Profile/ Leko	ETC Source 4 Jr Zoom Spot 25°-50° 575W	07
	ETC Source 4 Jr Fixed Spot 36° 575W	05
SELECON 1.2KW	Selecon Fresnel 7°- 50° 1.2KW with Barndoors	17

***Please see technical drawing for location of basic rig.**

LIGHTING TECHNICAL SPECIFICATIONS

20. LIGHTING INVENTORY (Spare)



















Profile/ Leko	ETC Source 4 Jr Zoom Spot 25°-50° 575W	03
	ETC Source 4 Jr Fixed Spot 26° 575W	10
	ETC Source 4 Jr Fixed Spot 36° 575W	05
	ETC Source 4 Jr Fixed Spot 50° 575W	10
Par	ETC Source 4 Par MCM MFL 575W with Barndoors (VNSP, NSP, WFL lenses available; 15 each)	15
	Thomas Par 16(Birdie) 230V, 50W, MFL (360-400)	06
Fresnel	ETC Source 4 Parnel, 24°-47°, 575W with Barndoors	10
	Selecon Fresnel 7° - 50° 1.2KW with Barndoors	03
Strobe	Martin Atomic 3000 Strobe	01
Haze*	Martin Jem ZR 24/7 Hazer	01

*Chargeable as per used at \$25.00 per day.

21. SUPPLIED ACCESSORIES

Round Base Lighting Booms (2m Height, 0.6m Diameter)	04
Floor mount	10
M size Iris Diaphragm for zooms & fixed spot	40
M size gobo holder	40

22. GOBOS (Rosco, M size)

 1) Blossoms 77774 Qty: 4	 2) Foliage Medium 77779 Qty: 4	 3) Jungle Leaves 77126 Qty: 3	 4) Leaf Breakup Small 77119 Qty: 4	 5) Leaf Breakup Medium 77805 Qty: 4
 6) Realistic Leaves 79660 Qty: 4	 7) Palm 77730 Qty: 2	 8) Soft Breakup 77811 Qty: 2	 9) Louvre 77215 Qty: 2	 10) Venetian 77139 Qty: 2
 11) lightning 3 77628 Qty: 2	 12) Half Moon 77154 Qty: 2	 13) Starry Sky 71054 Qty: 2	 14) Cloud 15 79065 Qty: 4	 15) Stars 4 77752 Qty: 4
 16) water 4 77958 Qty: 2	 17) Flames 4 77960 Qty: 3	 18) Ripples Small 78129 Qty: 3		

LIGHTING TECHNICAL SPECIFICATIONS

23. DC COLOUR FILTER LIST

LEE FILTERS								
Lee	010	Medium Yellow	Lee	128	Bright Pink	Lee	164	Flame Red
Lee	061	Mist Blue	Lee	130	Clear	Lee	165	Daylight Blue
Lee	101	Yellow	Lee	132	Medium Blue	Lee	174	Dark Steel Blue
Lee	102	Light Amber	Lee	134	Golden Amber	Lee	180	Dark Lavender
Lee	103	Straw	Lee	135	Deep Golden Amber	Lee	181	Congo Blue
Lee	104	Deep Amber	Lee	136	Pale Lavender	Lee	182	Light Red
Lee	105	Orange	Lee	137	Special Lavender	Lee	191	Cosmetic Aqua Blue
Lee	106	Primary Red	Lee	138	Pale Green	Lee	195	Zenith Blue
Lee	109	Light Salmon	Lee	139	Primary Green	Lee	197	Alice Blue
Lee	110	Middle Rose	Lee	141	Bright Blue	Lee	200	Double C.T Blue
Lee	111	Dark Pink	Lee	142	Pale Violet	Lee	201	Full C.T Blue
Lee	115	Peacock Blue	Lee	143	Pale Navy	Lee	202	C.T Blue
Lee	116	Medium Blue-Green	Lee	147	Apricot	Lee	203	1/4 C.T Blue
Lee	117	Steel Blue	Lee	151	Gold Tint	Lee	204	Full C.T Orange
Lee	118	Light Blue	Lee	152	Pale Gold	Lee	205	1/2 C.T Orange
Lee	119	Dark Blue	Lee	153	Pale Salmon	Lee	206	1/4 C.T Orange
Lee	120	Deep Blue	Lee	154	Pale Rose	Lee	241	Lee Fluorescent 5700
Lee	121	Lee Green	Lee	156	Chocolate	Lee	250	1/2 White Diffusion
Lee	122	Fern Green	Lee	158	Deep Orange	Lee	344	Violet (Discontinued)
Lee	124	Dark Green	Lee	128	Bright Pink	Lee	363	Special Medium Blue
Lee	126	Mauve	Lee	161	Slate Blue	Lee	180	Dark Lavender
ROSCO FILTERS								
Rosco	33	No Colour Pink						
Rosco	63	Pale Blue						
Rosco	114	Hamburg Frost						
Rosco	119	Light Hamburg Frost						
Rosco	132	1/4 Hamburg Frost						
Rosco	316	Gallo Gold						

All information above are subjected to changes and is correct as of date below – please contact venue for latest information.